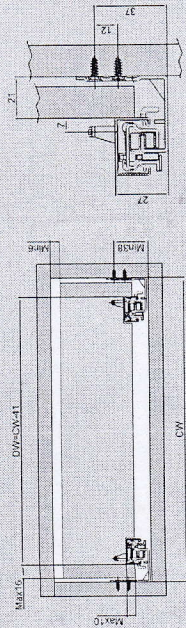


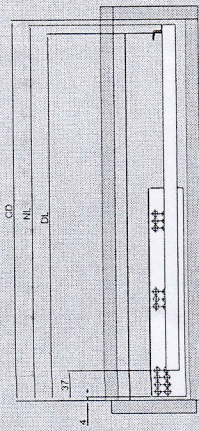
- Application: office appliance, house drawer, various drawers.
- Spec: The synchronizing function upgrades the quality, working smoothly, quiet, stable, perfect motion... With soft closing function. Tools free, easily install and remove.
- Loading capacity: 35kg
- Size: 300-600mm
- Material: Galvanized steel

滑轨安装孔尺寸(mm) Installation dimension(mm)

CW= 柜体宽度  
Internal width  
CD= 最小深度  
Minimal depth  
DW= 抽屉宽度  
Drawer width  
DL= 抽屉长度  
Drawer length  
NL= 正常抽屉长度  
Normal slide length

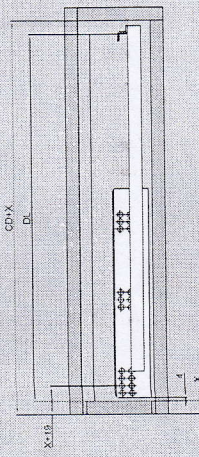


滑轨外置抽屉安装孔尺寸(mm) Standard drawer installation dimension (mm)



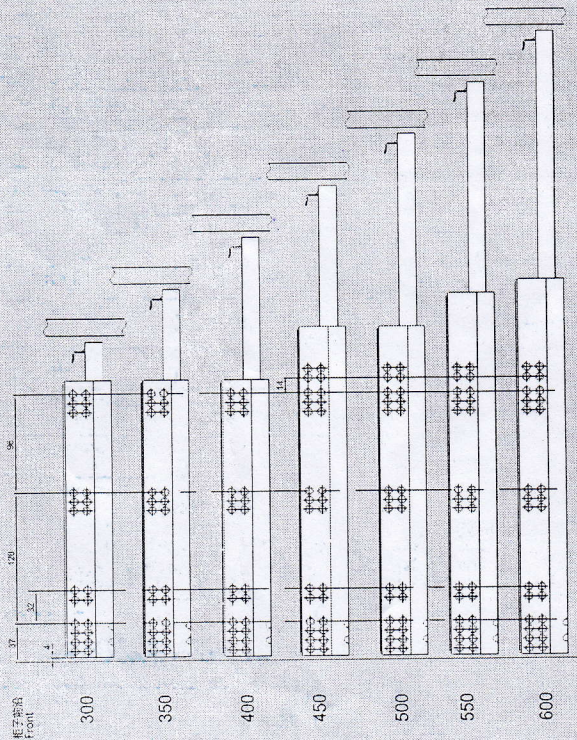
外置抽屉  
Standard drawer

滑轨内置抽屉安装孔尺寸(mm) Inner drawer installation dimension (mm)

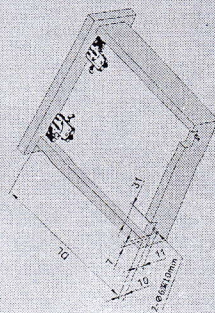


内置抽屉  
Inner drawer

滑轨安装孔尺寸(mm) Installation dimension(mm)



抽屉尺寸和钻孔(mm) Drawer size and boring



滑轨尺寸(mm) Size(mm)

订货号 Item No(mm)	滑轨的总长度(mm) Normal slide length	抽屉长度D (mm) Drawer length	最小柜深CD(mm) Minimal depth	包装单位(个)/箱 Packing (set)/can
GR-B3S-300	312	300	320	10
GR-B3S-350	362	350	370	10
GR-B3S-400	412	400	420	10
GR-B3S-450	462	450	470	10
GR-B3S-500	512	500	520	10
GR-B3S-550	562	550	570	10
GR-B3S-600	612	600	620	10